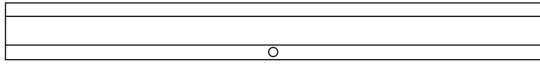


# Double-Sided Retractable Banner Stand



1 Banner stand base



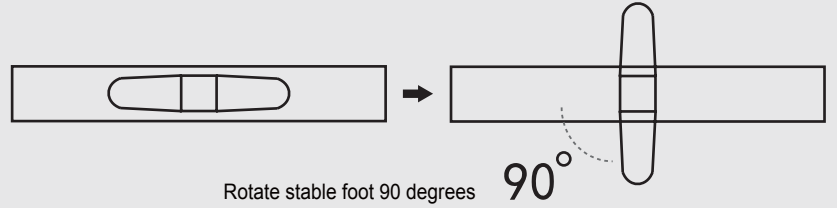
2 Pole



3 Top trim




Remove the pole from the banner stand base.  
Connect pole section into a long pole.  
Insert pole into the hole on the base.

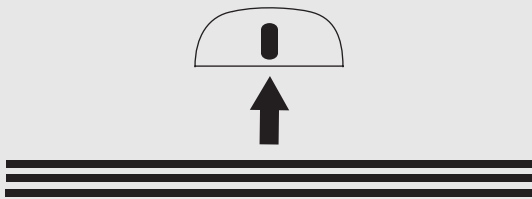
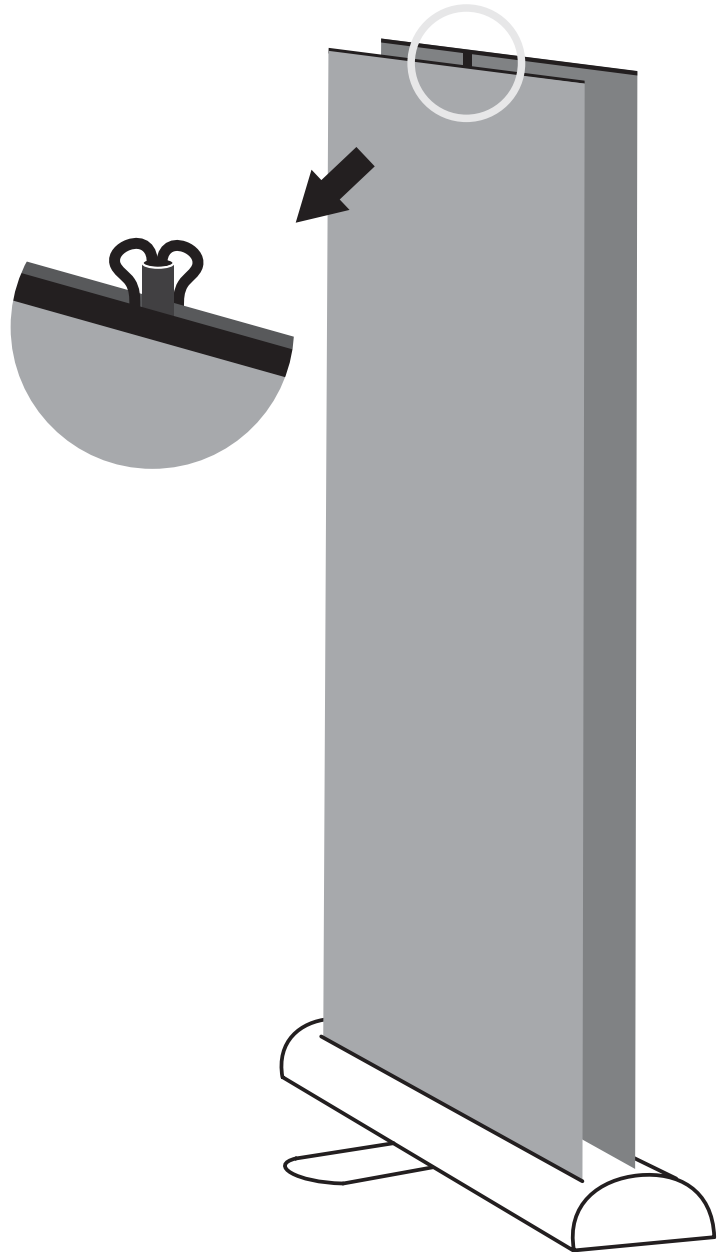


Rotate stable foot 90 degrees

90°



**IMPORTANT:**  
DO NOT step on the feet to extend the banner



Download an invoice on our website

Please login to our website to download your latest invoice,  
or contact us for help [service@banneraholic.com](mailto:service@banneraholic.com)

Canada  
Unite States  
New Zealand  
Australia

[www.ca.flagaholic.com/account.html](http://www.ca.flagaholic.com/account.html)  
[www.flagaholic.com/account.html](http://www.flagaholic.com/account.html)  
[www.banneraholic.co.nz/account.html](http://www.banneraholic.co.nz/account.html)  
[www.banneraholic.com.au/account.html](http://www.banneraholic.com.au/account.html)